

BugHotel Reservation System

Hotel photos explanation

January 6, 2009

Bug Software LLC

8345 NW 66 ST

Suite 5606

Miami, FL 33166

305 748 4914

sales@bug-software.com

<http://www.bug-software.com/>



You can have 8 main images that show up in the main hotel page. You can also have 8 images per unit/room type and unlimited images for image/photo slideshow purposes.

The 8 main pictures can be added in then hotelier interface/extranet. Just login to the interface, then from the Property Settings, chose the *Images and Amenities* option.



In order to upload the image(s), simple select browse, and then select the image you want to assign to (from your local desktop computer) and then hit "Submit" once done. The first image will be used as the main property image and the others will be used as extra. When uploading the images to the extranet server the system does not change anything on the image. The image uploaded remains untouched and exactly the same as the one you uploaded.

On the front reservation system, BugHotel Reservation System will automatically resize the image (on the fly) and present a thumbnail image to the customer or agent. Generally all the images are clickable and, when someone clicks on it, the original untouched image appears. The exception is the availability results section where when a customer clicks on the image, the property image is displayed (this can be changed using minor html/development knowledge).

BugHotel Reservation System

Hotel photos explanation

January 6, 2009



If no image has been uploaded to the property, then a default "No image available" image is displayed in the reservation system for the customers and agents (as seen bellow).

Premium Listings



Property Hotel Name
8345 NW 66 ST #5606
Alabama 4575
United States
★ ★ ★
Units From: \$25.00

[more info]


No image for the property

<< Start << Previous Next > End >>

The main image is displayed in the availability results (shown below) and in the property page (shown in next page). This image is clickable although when someone clicks on it, it does not enlarge but rather takes you to the property page. This behavior can be change to little to no HTML/Development knowledge.

Home • Hotels

Premium Listings



Property Hotel Name
8345 NW 66 ST #5606
Alabama 4575
United States
★ ★ ★
Units From: \$25.00

[more info]

- Base image is displayed here.
- By default, this image does not enlarge
- When someone clicks on it, it will jump to property page

<< Start << Previous Next > End >>

Complete image display is explained bellow (this is the property page)

BugHotel Reservation System

Hotel photos explanation

January 6, 2009

Enter travel details below to see available rooms for this property or choose from available units.

Check In:


Check Out:

Unit(s) Available (Prices per unit)

Unit Type	Mon Jan 05	Select Units
Double room/2 person(s) MORE >	No units available	<input type="text" value="0"/>
Single room/1 person(s) MORE >	10 Unit(s) Available \$25.00	<input type="text" value="1"/>
Triple room/3 person(s) MORE >	No units available	<input type="text" value="0"/>

Main image goes here

You have selected a total of units



Property Hotel Name
8345 NW 66 ST #5606
Alabama 4575
United States
☆☆☆

Image(s) 1 to 8

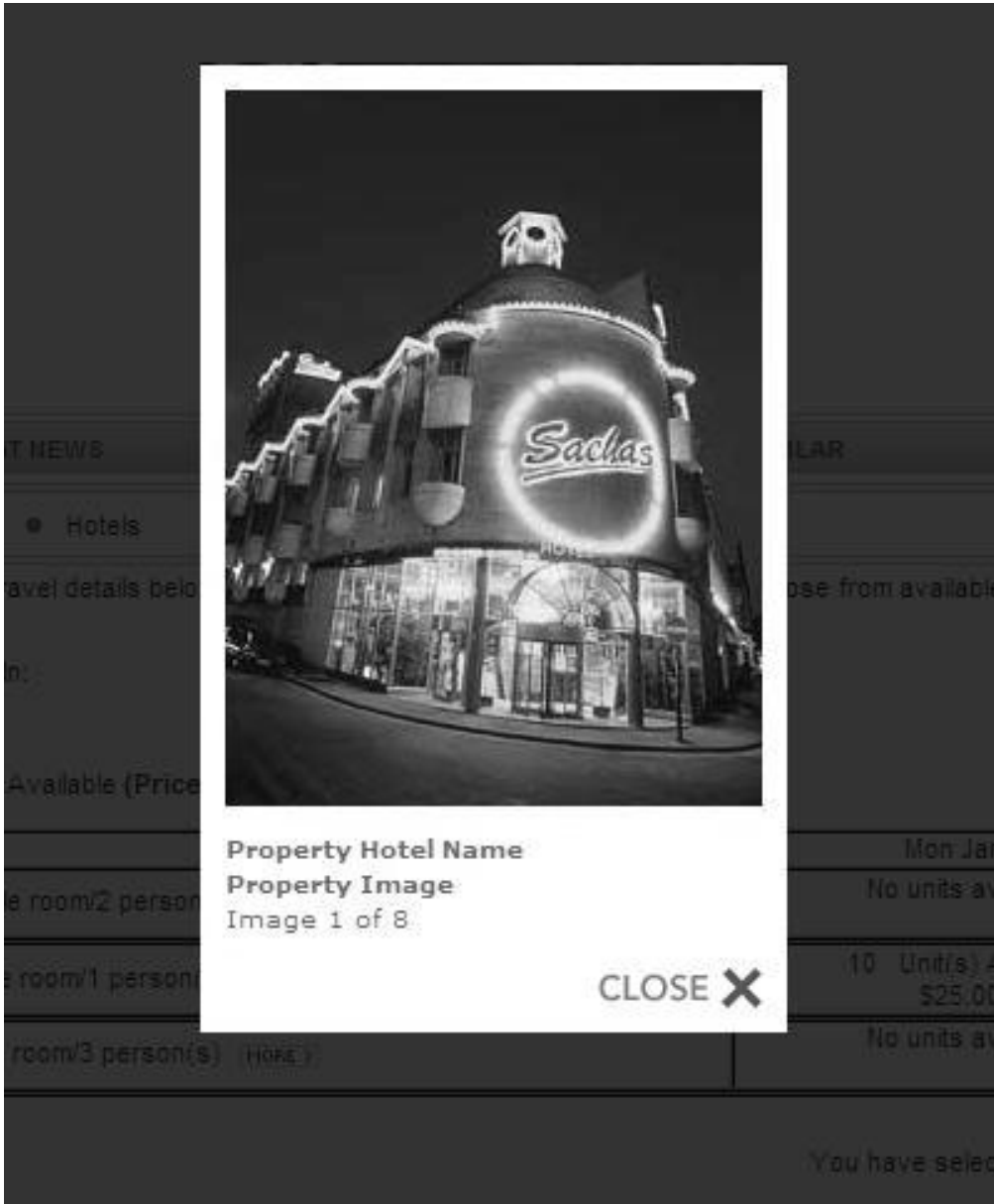
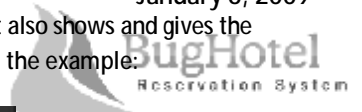


BugHotel Reservation System

Hotel photos explanation

January 6, 2009

When someone clicks on a image, a web 2.0 interface shows up with the enlarged clickable image. It also shows and gives the end user the ability to navigate existing images (move next and move previous). See image bellow the example:



Hotel manage can also add eight (8) images per unit/room type. This is done within hotelier extranet interface. Under the Lodging section, you can edit existing images and units as well as create new units and room types and while creating, adding right way the images. Choose the room type you want to add images and there input the images you want.

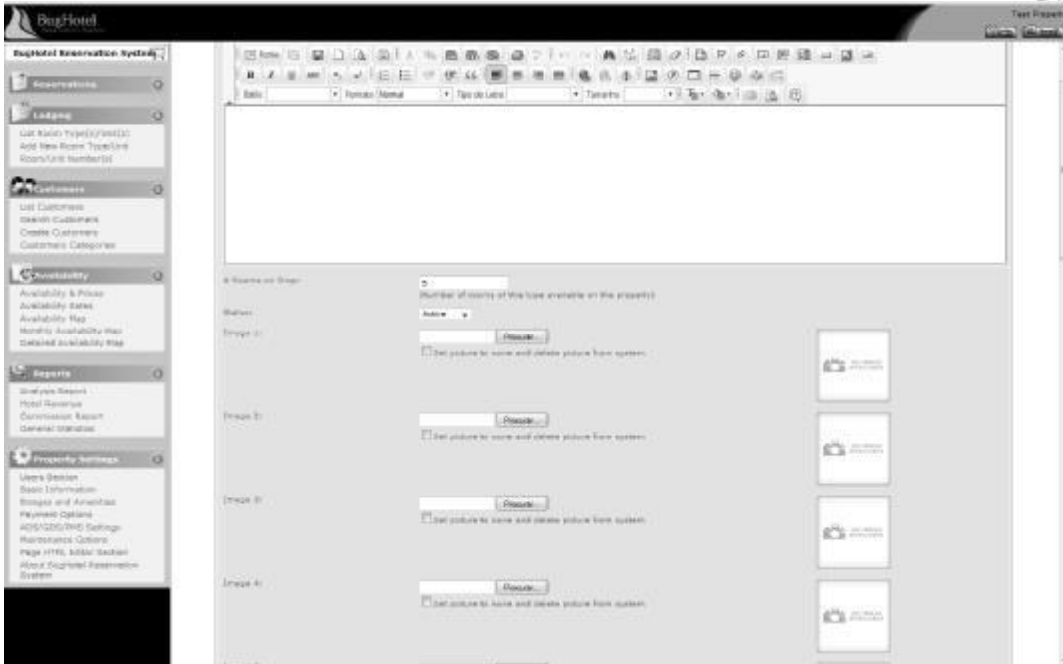
You will see the 8 fields, if you are editing the unit/room type, the existing images are displayed, if you are creating a new unit/room type or are editing an existing unit/room type but there are no images associated with it, then a blank image with "No image available" is displayed.

In the screen bellow you can see the images and how to update and upload them:

BugHotel Reservation System

Hotel photos explanation
January 6, 2009

BugHotel
Reservation System



Once you have uploaded the images, simply hit "Submit" and that's it. The images are automatically uploaded and displayed on the reservation system.

By default, the units are not displayed/expanded, and no information is shown. No images are displayed by default (see image below).

Unit Type	Mon Jan 05	Select Units
Double room/2 person(s) MORE >	No units available	0 ▼
Single room/1 person(s) MORE >	10 Unit(s) Available \$25.00	1 ▼
Triple room/3 person(s) MORE >	No units available	0 ▼

When someone clicks on "more" icon (for each unit), the table automatically expands and displays extended information for the selected unit.

In the image displayed below, you can see that Double room/2 person(s) unit and Single room/1 person(s) unit have been expanded by clicking "more". This way the user will see extended details for the desired unit. If the user wants to hide the extended information, he or she clicks again on the "more" icon, and the table collapses.

BugHotel Reservation System

Hotel photos explanation

January 6, 2009

Unit Type	Mon Jan 05	Select Units
Double room/2 person(s) MORE >	No units available	0 ▼
<p>Number of Units: 5</p> <p>Max Adult: 2</p> <p>Max Children: 0</p> <p>Unit Type: Double room/2 person(s)</p> <p>Meals/Board Type: No meals included</p> <p>View: Garden view</p>		
Single room/1 person(s) MORE >	10 Unit(s) Available \$25.00	1 ▼
<p>Number of Units: 10</p> <p>Max Adult: 1</p> <p>Max Children: 0</p> <p>Unit Type: Single room/1 person(s)</p> <p>Meals/Board Type: No meals included</p> <p>View: Garden view</p>		
Triple room/3 person(s) MORE >	No units available	0 ▼

As you can see in the image above, the images are not displayed. The reason for that is that no image has been uploaded for the units. If no image is uploaded, they are not shown.

BugHotel Reservation System

Hotel photos explanation

January 6, 2009

In the image bellow you will see the Single room/1 person(s) unit already with 8 images uploaded. Usually these images are unit/room type related (unit images, bead images, bathroom images, etc...).



Unit Type	Mon Jan 05	Select Units
Double room/2 person(s) MORE >	No units available	0 ▼
Single room/1 person(s) MORE >	10 Unit(s) Available \$25.00	1 ▼
<div style="display: flex; justify-content: space-between;"> <div style="width: 60%;"> </div> <div style="width: 35%;"> <p>Number of Units: 10</p> <p>Max Adult: 1</p> <p>Max Children: 0</p> <p>Unit Type: Single room/1 person(s)</p> <p>Meals/Board Type: No meals included</p> <p>View: Garden view</p> </div> </div>		
Triple room/3 person(s) MORE >	No units available	0 ▼

They are again Clickable and have the same web 2.0 effect as previous images (see bellow):

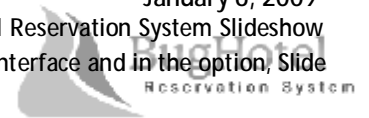


BugHotel Reservation System

Hotel photos explanation

January 6, 2009

Aside from those images, each can have unlimited images (this is only available if the BugHotel Reservation System Slideshow module is installed). Once the module is installed, each hotel manager can login to the hotelier interface and in the option, Slide Show, can add as many images as he wants.



You can view or update existing images by using the List Images section or upload new ones by using the option Upload New Image.



The upload process is exactly the same as the others. Select the image from your local desktop computer, and then hit "Submit" for upload the image(s).

The images are displayed in the front via slide show/photo gallery in intervals of 5 seconds (see bellow).

Photo Gallery



5 seconds after...

Photo Gallery



And so on. A complete property page example is shown below:

BugHotel Reservation System

Hotel photos explanation
January 6, 2009



Enter travel details below to see available rooms for this property or choose from available units.

Check In: Jan 5 2009

Check Out: Jan 6 2009

Get rates

Unit(s) Available (Prices per unit)

Unit Type	Mon Jan 05	Select Units
Double room/2 person(s) MORE >	No units available	0
Single room/1 person(s) MORE >	10 Unit(s) Available \$25.00	1
 <p> Number of Units: 10 Max Adult: 1 Max Children: 0 Unit Type: Single room/1 person(s) Meals/Board Type: No meals included View: Garden view </p>		
Triple room/3 person(s) MORE >	No units available	0

You have selected a total of 1 units [Book](#)



Property Hotel Name
8345 NW 66 ST #5606
Alabama 4575
United States
☆☆☆



Photo Gallery

